



# Record Your LP Collection

Convert your LPs to CDs

# Gather Equipment


- Begin with computer equipped with sound card and optical drive that will read and write CD-ROM discs.
- Turntable
- Cables
- Software
- Compact Discs
- Labeling
- Storage
- Enjoy

# Turntable

- Direct Drive
- Pre Amp
- Dust Cover



# Cables

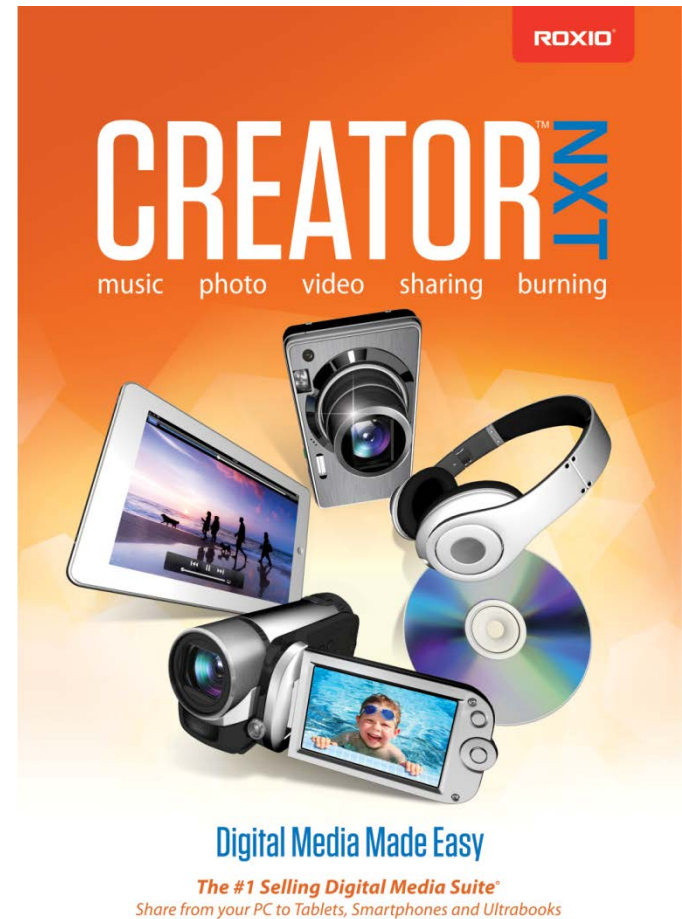


- Male RCA Jacks
- 1/8" Stereo Audio Jack
- Shielded Stereo Cable
- Extension Cable Available

# Software



- Audacity: Free download  
<http://audacity.sourceforge.net>
- Roxio: Swiss Army Knife of multimedia software  
[www.roxio.com](http://www.roxio.com)
- Google "audio editing software" for others.





# Compact Discs



Buy your CDs in stacks  
of 25, 50, or 100.

Printable CDs & DVDs




# Labeling




Both HP & Epson  
make printers that  
will print CD & DVD  
directly.

Kits to make & install  
paper labels.



# Storage



Consider space-saving binders instead of jewel cases.



# Enjoy

Enjoy your music collection the modern, convenient way.

- Stereo System
- Computer Audio
- Smart Phone
- MP3 Player

